


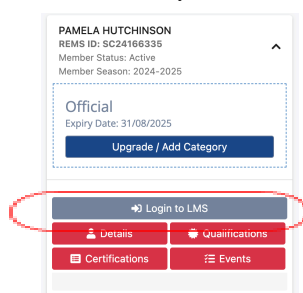
**HOW TO ENROL IN CLINICS**

(applicable if you have activated your Officials Profile for the current season)

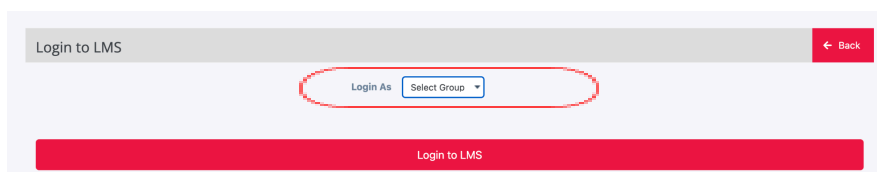
- i. Go to: <https://swimming.canada.sportsmanager.ie/sportlomo/users/login> OR



- ii. Login on using your official registration username (email) and password  
 iii. Check you are under the correct Affiliation (Club- listed top center). If Bluefins is not available, contact [officials@bluefins.ca](mailto:officials@bluefins.ca).  
 iv. Select Login to LMS from your members square.



- v. Select "Official" from Login As drop down.



- vi. Click Login to LMS  
 vii. Select STATUS to enrol in **Online e-Learning Courses (see list below)** (note, certifications may not be up to date on this page)  
 Select CLINICS to enrol in **Clinics posted**  
 Select RESOURCES to access **LMS guide and Clinic Course material**

---

**Online e-Learning modules for Officials**

Swimming Canada's Learning Management System provides eLearning modules for officials.

The following eLearning modules are currently available for officials:

- Introduction to Swimming Officiating (formerly Timekeeper)
- Safety Marshal
- Chief Timekeeper
- Administration Desk
- Canadian Para Swimming Online Deck Officials